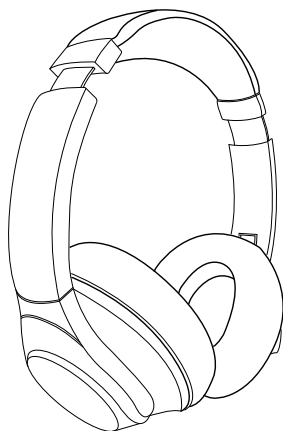


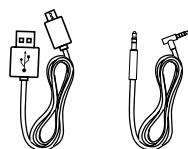
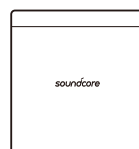
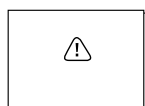
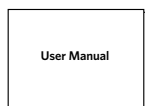
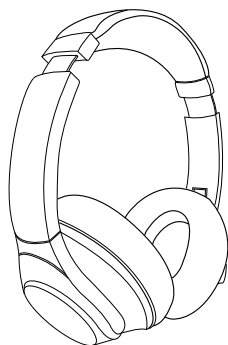
**soundcore**

# Soundcore Life Q20

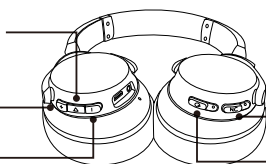


## User Manual

Uživatelská příručka | Brugervejledning | Benutzerhandbuch | Manual del usuario  
Käyttöopas | Manuel de l'utilisateur | Manuale utente | Manual do Usuário  
Användarhandbok | Gebruikershandleiding | Brukerhåndbok  
取扱説明書 | 사용 설명서 | 用户手册 | 使用者手冊  
מדריך למשתמש | دليل المستخدم | Руководство пользователя



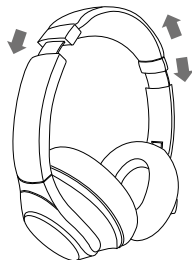
**Siri / BassUP™**



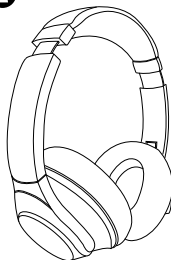
NC



1



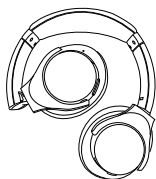
2




1



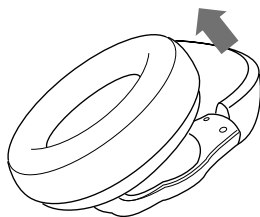
2



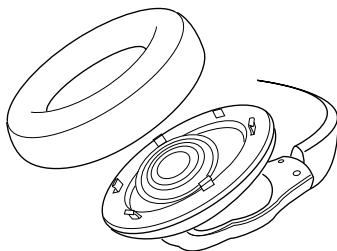
3



1

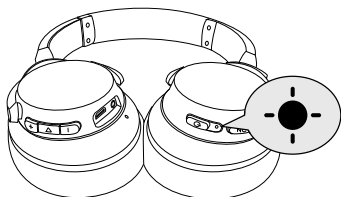









2





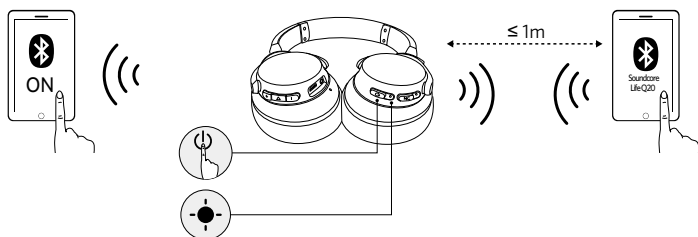
## Powering On / Off



Power On	 3"	Press and hold for more than 3 seconds	 Flashing blue (Status indicator)
Power Off	 3"	Press and hold for 3 seconds	 Steady red for 1 second (Status indicator)
ANC On	 > 1"	Press and hold for more than 1 second	 Steady green (NC LED indicator)
ANC Off	 > 1"	Press and hold for more than 1 second	NC LED indicator off






## Pairing



Enter Bluetooth pairing mode when Life Q20 is off






 5" Press and hold for 5 seconds

	Rapidly flashing blue	Pairing mode
	Steady blue	Connected to a device (but is not playing music)
	OFF (Status indicator)	Connected to a device (playing music)
	Rapidly flashing blue	Connected to a device (Incoming call)







## Controls

### Bluetooth mode


 <b>x1</b>	Press	Play / pause Note: the status indicator will light up in blue for 2 seconds, then turn off.
 <b>1"</b>	Press and hold for 1 second	Next track
 <b>1"</b>	Press and hold for 1 second	Previous track
<b>+ / -</b>	Press	Volume up / down
Default mode		Normal Equalizer
 <b>x2</b>	Press multi-function key twice Note: Press twice again to switch back to Normal Equalizer.	BassUP™(Dual Equalizer)
 <b>NC 1"</b>	Press and hold for 1 second	ANC mode (Active noise canceling mode) activation
		ANC mode (Active noise canceling mode) deactivation

Active Noise Cancelling mode (ANC) blocks the noise from surrounding environment while wearing Soundcore Life Q20.

### Mobile phone

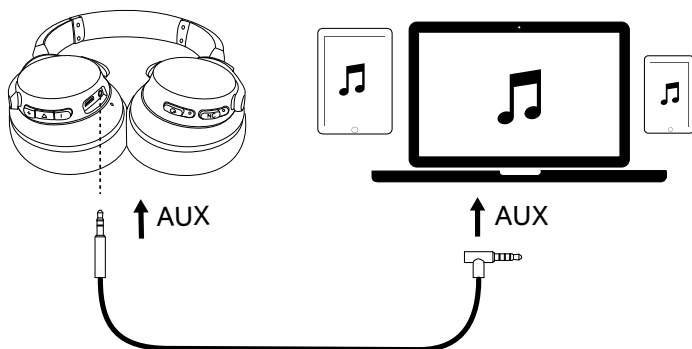
 <b>x1</b>	Press	Answer / End call
		Put current call on hold and answer incoming call
 <b>1"</b>	Press and hold for 1 second	Reject call
		Switch between held call and active call
	Slow flashing blue (Status indicator)	On a call
	Slow flashing blue (Status indicator)	Incoming call



 <b>1"</b>	Press and hold for 1 second	Activate Siri / other voice control software
--	-----------------------------	--



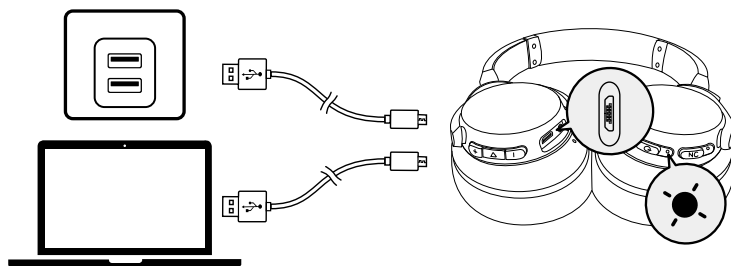
## Aux-in



Plugging in an audio cable will automatically switch to AUX mode, and Bluetooth mode and ANC will turn off.



## Charging Your Headphones



Notification sound (Tone) :There are only 2 hours of playtime left. You will hear a voice prompt every 30 minutes.

Low battery



Flashing red once every 60 seconds (Bluetooth LED indicator)



Steady red (Status indicator)


Charging

Note: Do not switch on Life Q20 while charging.

Off (Status indicator)

Fully charged

# Specifications

 Specifications are subject to change without notice.

Input	5 V $\overline{\text{---}}$ 0.65 A	Impedance	16 $\Omega$
Charging time	3 hours	Driver (full range)	40 mm x 2
Playtime (Bluetooth with ANC mode on)	40 hours	Frequency response	16 Hz - 40 KHz
Playtime (Bluetooth with ANC mode off)	60 hours	Bluetooth version	V 5.0
Playtime (Connected to audio cable with ANC mode on)	35 hours	Range	15 m / 49.21 ft
Weight	268 g / 9.5 oz		

